


measurement work sheet

Use this space to record your window dimensions for easy reference when filling out your order form. To start, all you need is a steel measuring tape (cloth tapes are not accurate), and a pencil. Remember to round your measurements to the nearest eighth of an inch (1/8"). Tip: One of the most common mistakes is to transpose the width and height measurements.



_____ *width* _____ *height*

_____ *window*

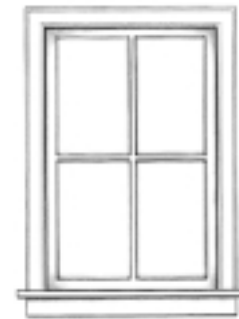
_____ *window treatment*



_____ *width* _____ *height*

_____ *window*


_____ *window treatment*



_____ *width* _____ *height*

_____ *window*

_____ *window treatment*



_____ *width* _____ *height*

_____ *window*

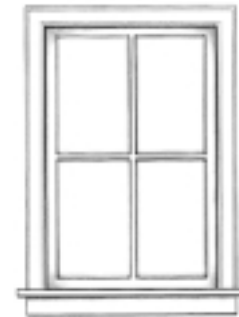
_____ *window treatment*



_____ *width* _____ *height*

_____ *window*


_____ *window treatment*



_____ *width* _____ *height*

_____ *window*

_____ *window treatment*



_____ *width* _____ *height*

_____ *window*

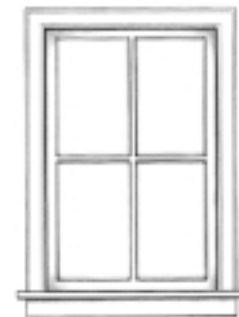
_____ *window treatment*



_____ *width* _____ *height*

_____ *window*

_____ *window treatment*



_____ *width* _____ *height*

_____ *window*

_____ *window treatment*